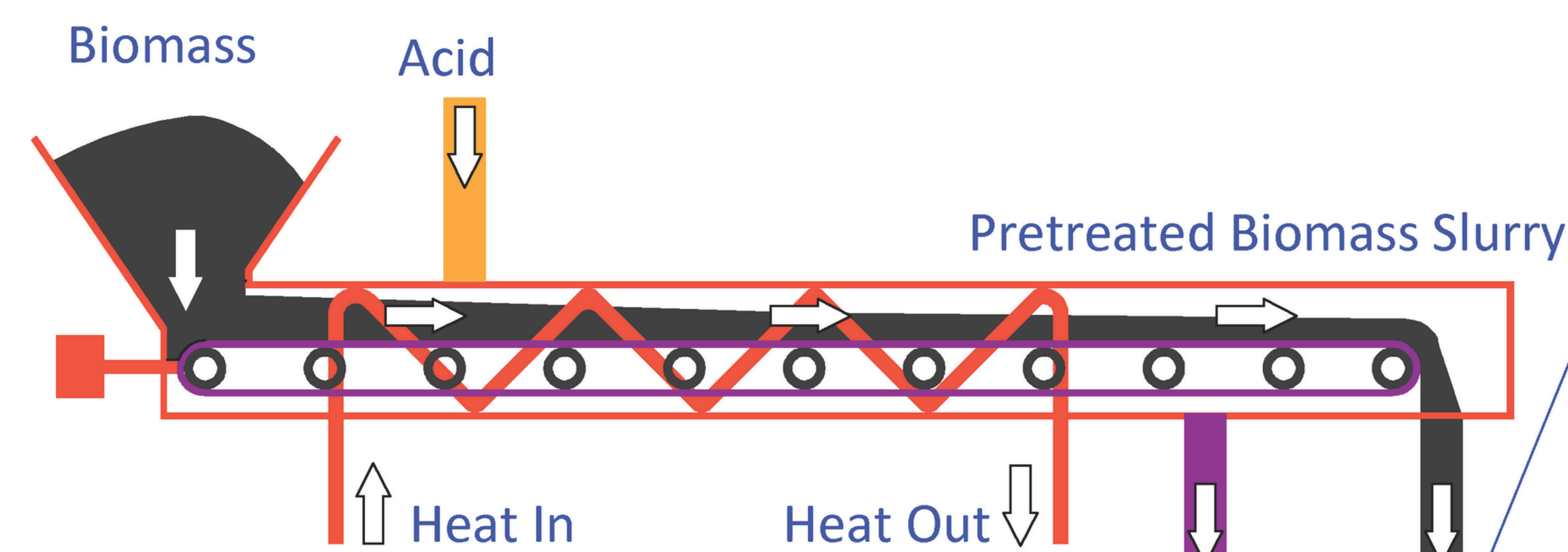


The Path of Bioethanol Production through the Biochemical Conversion

Explores the key steps involved in producing bioethanol from biomass feedstocks such as corn, sugarcane, lignocellulosic feedstocks-cornstalk, switch grass, wood, herbaceous crop, forest & agricultural residues, pulp and paper mill waste. The process includes biomass pretreatment to break down the complex structure, followed by hydrolysis (enzymatic or acid) to convert cellulose and hemicellulose into fermentable sugars. These sugars are then converted into ethanol via fermentation using microbial organisms. The resulting ethanol-water mixture is separated through distillation, and further purified via dehydration to achieve fuel-grade ethanol. The final product is sent to bioethanol storage. This renewable pathway offers a sustainable alternative to fossil fuels in transportation and industrial applications.

Pretreatment

This step breaks open the tough structure of biomass, known as lignocellulose, which holds complex sugars tightly within the plant cell walls. By loosening this structure, enzymes can more easily access the sugars, leading to a higher yield of fermentable material. Pretreatment also helps avoid sugar loss and reduces the formation of compounds that could interfere with later stages of bioethanol production. Depending on the feedstock and process, pretreatment can involve physical methods like grinding or extrusion, chemical treatments such as acids or alkalis, biological approaches using microbes, or even emerging techniques like microwave-assisted processing.

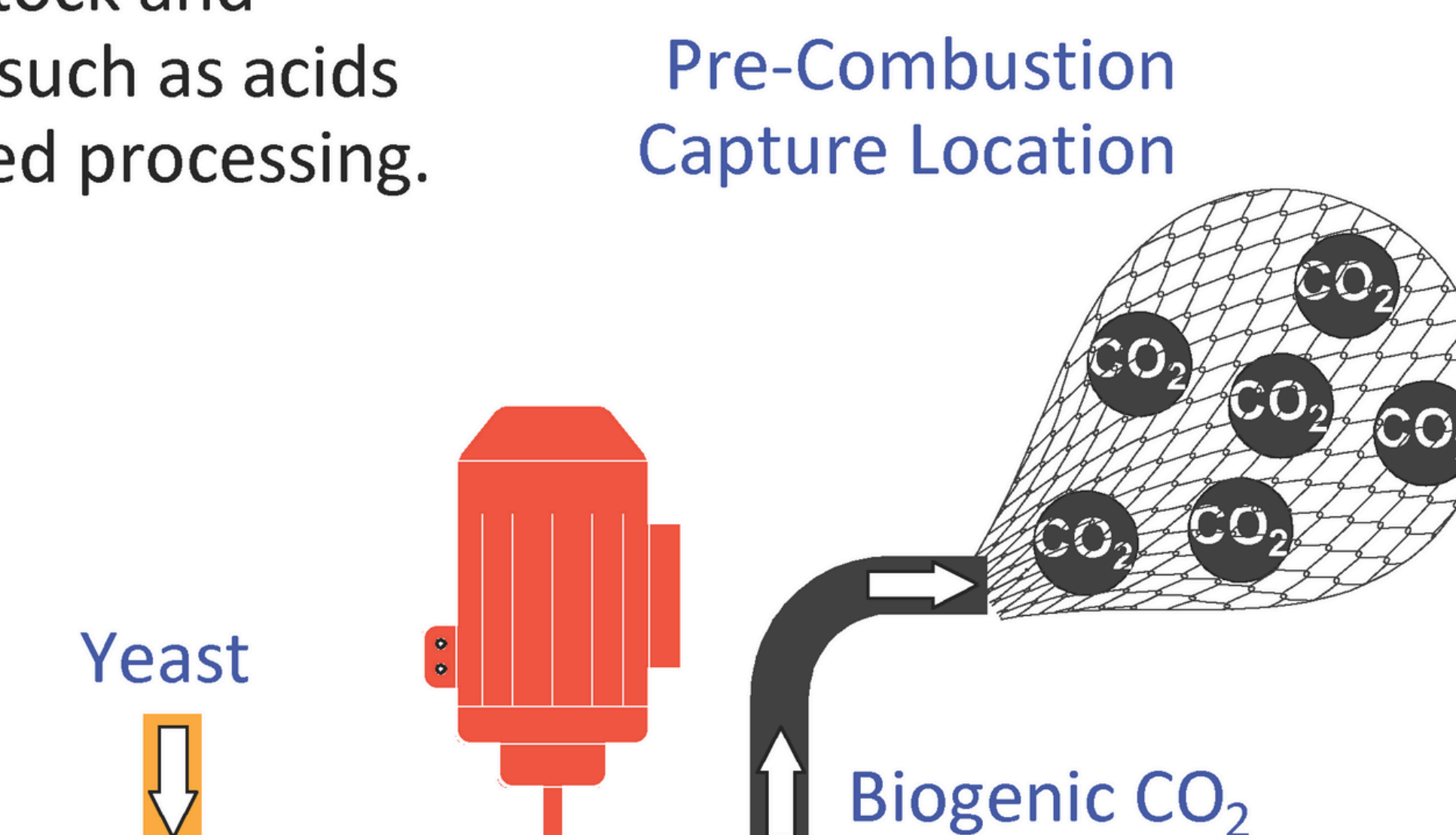


Biomass Feedstock

Includes sugar- and starch-based crops like corn and sugarcane; lignocellulosic materials such as crop residues, grasses, wood, and industrial biomass waste; and algae-based feedstocks.

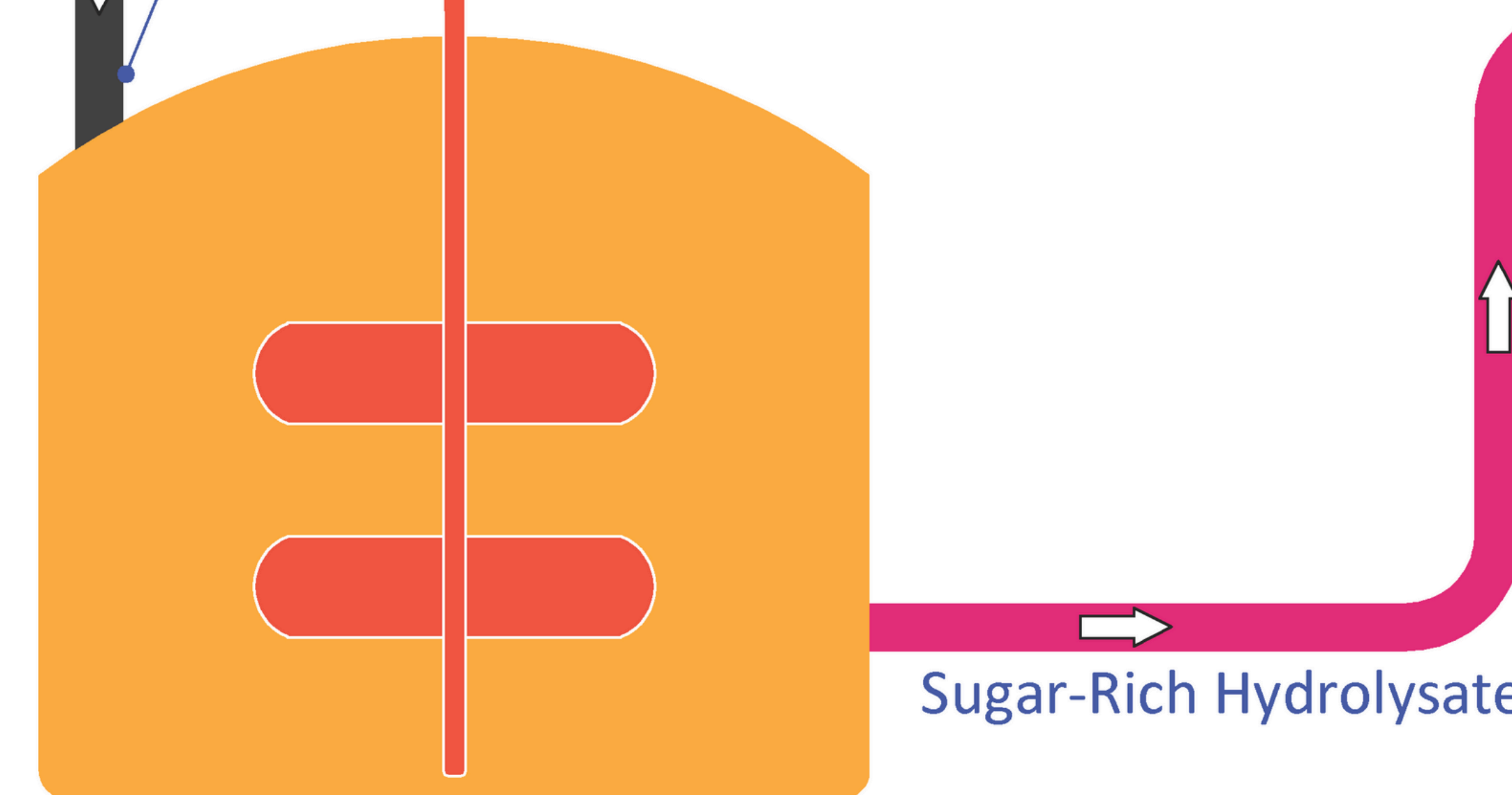
Fermentation

In this stage, simple sugars are converted into ethanol by microorganisms like yeast, fungi, or bacteria under oxygen-free (anaerobic) conditions. Yeast is most commonly used because it offers high ethanol yields and can tolerate the stresses of the process. The output, known as fermentation mash or broth, contains ethanol along with by-products such as carbon dioxide (CO₂) and organic acids.



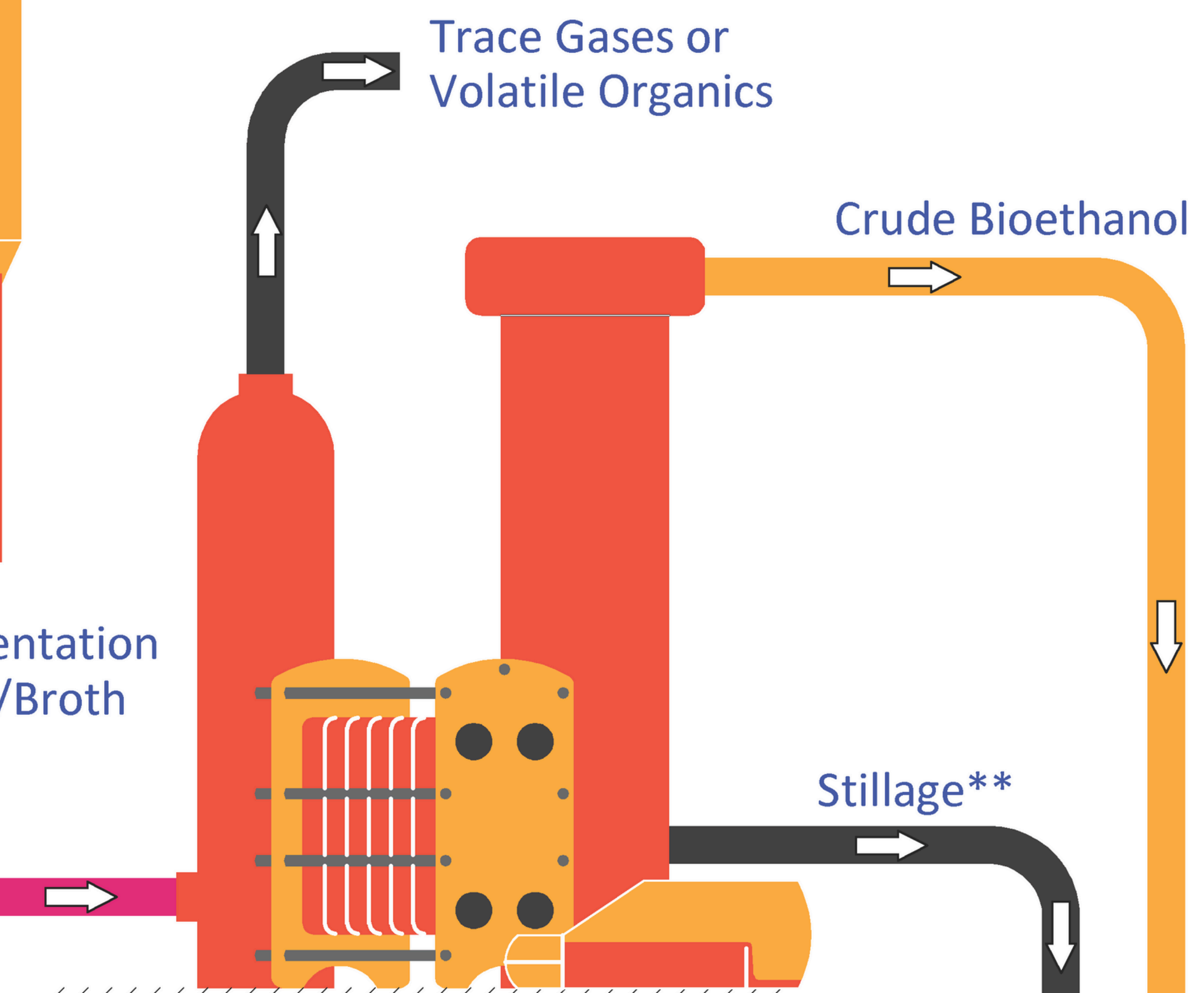
Hydrolysis

Converts complex sugar content of the biomass into small, simple sugars (glucose) for fermentation in subsequent stage. This is a crucial step since enzymes are only able to digest simple sugars. The hydrolysis process is catalyzed using acids or enzymes.




Distillation & Purification

After fermentation, the ethanol is separated from the broth, which also contains water, leftover sugars, yeast, and other by-products. The mixture is heated in a distillation column, allowing ethanol—due to its lower boiling point—to vaporize first. These vapours are then condensed into liquid form, and the ethanol is further purified to enhance its concentration and quality. Stillage (liquid and solid residues) and trace gases are generated as by-products during this step.
 **Stillage = Nutrient-rich water and solids left after distillation; processed via evaporation, drying, and pelletizing for animal feed.



Dehydration

Removes residual water from the ethanol-water mixture after distillation. This step raises the ethanol purity, making it suitable for blending with gasoline or use as a standalone biofuel.



Bioethanol Storage

Stores the purified ethanol in dedicated storages under controlled conditions to prevent contamination and evaporation. The stored ethanol is then ready for blending, transportation, or direct use in fuel or industrial applications.

